

PREPARING FOR THE DISCUSSION/PRESENTATION (SHARED INQUIRY)

[Junior Great Books, The Great Books Foundation]

<http://www.greatbooks.org/>

<p><u>SHARED INQUIRY</u></p>	<p>EXPLORING STORIES BY...</p> <ul style="list-style-type: none">- Taking notes as you read- Looking at important words and passages- Sharing your questions and ideas- Working together with your teacher or leader interpreting the story <p>Your interpretation should be supported with "textual evidence"</p> <p>Your goal in shared inquiry is to learn not only from the author, but also from each other.</p> <p>Discover what the author wants to tell you or make you feel through his/her words.</p>
<p><u>ACTIVE READING</u></p>	<p>Focus may be on a part of the story</p> <p>Focus may be on the entire text (as a whole)</p> <p>Use a response journal, double entry, lit. circle role, post-it notes, or your own photo copy of the text</p> <p>At least two readings of the same story...</p> <ul style="list-style-type: none">- As you read the first time, the main question you must ask consistently: "What's going to happen next?"- During the second reading, be sure to raise different questions and to look for details you may have missed in your first reading- Be sure to "mark" the passages and words that make an impression on you- Your leader may also ask you to look for particular things such as generalizations to a theme or concept.
<p><u>3 TYPES OF QUESTIONS</u></p>	<p>Questions of FACT</p> <ul style="list-style-type: none">- Questions that ask you to recall particular details or events from the story <p>Questions of INTERPRETATION</p> <ul style="list-style-type: none">- Questions that ask you to think carefully about what happens in a story and to consider what the story means- They have more than one answer. Each answer can/should be supported with textual evidence <p>Questions of EVALUATION</p> <ul style="list-style-type: none">- Questions that ask you to connect the story to your life or world.


DISCUSSION DIRECTOR PATHWAYS [VERSION1]


TEXT:


NAME:


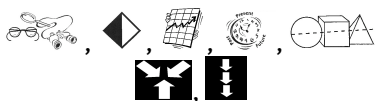
CLASS:

DATE:

<p>KEY DETAILS [CHARACTER, ACTIONS, WORDS, PHRASES, EVENTS, THEME]</p>	<p>What I found interesting & relevant as I read...</p>
<p>OVERALL, what ??? do I have regarding the  of this story?</p>	<p>General questions I have about what I read...</p>

What questions will I ask to help my fellow classmates understand the important elements of the .

CLASSIFY **???** according to the  of questions

<p>QUESTIONS OF FACT [OPENING QUESTIONS FOR DISCUSSION]</p>	<p>QUESTIONS OF INTERPRETATION [DISCUSSION QUESTIONS FOR ANALYSIS]</p>	<p>QUESTIONS OF EVALUATION [CLOSURE QUESTIONS]</p>
<p>[??? of this story (character, conflict, setting, plot, etc.) to discuss...]</p>	<p>[What is the  Why did the character... Author's style...]</p>	

DISCUSSION DIRECTOR PATHWAYS [VERSION 2]

NAME: _____
 CLASS: _____ DATE: _____

Text: _____



DIRECTIONS:

- Complete your literature circle role by following the goal stated below.
- Use this pathway to guide your reading/writing as you gather information for your role
- As you complete your pathway, be sure to note what you found.
- Write a short summary about any conclusions you come to based on your pathway. You will share your work and your summary to your literature circle.



GOAL:

- Prepares & Asks 3-5 Questions for the Circle
- Opens, Facilitates, and Closes the Discussion
- Helps Circle consider multiple perspectives
- After leading the discussion, the Director will summarize the **highlights of the group's discussion**. The Director is responsible for **stating the big idea**.




1. Pathway What I found, (Evidence & Explanation)

What is the  ?
 What are the key  of this story (character, conflict, setting, plot, etc.) to discuss?

2. Pathway WHAT I FOUND, (EVIDENCE & EXPLANATION)

What  do I have regarding the  of this story?

3. Pathway




	<u>Opening Questions of FACT</u>	<u>Middle Questions of INTERPRETATION</u>	<u>Closing Questions of EVALUATION</u>
<p>What questions will I ask to help my fellow classmates understand the important elements of the  ?</p> <p>CLASSIFY  according to the  of questions</p>			

MY CONCLUSION... COMPOSE A SUMMARY ON ANOTHER SHEET OF PAPER OR ON THE BACK OF THIS ORGANIZER.
 "AS A RESULT OF THE LIT. CIRCLE DISCUSSION, I/WE FOUND..."

PREPARING FOR THE DISCUSSION/PRESENTATION (SHARED INQUIRY)

[Adapted from Junior Great Books, The Great Books Foundation]

"The answers you get from literature depend on the questions you pose." Margaret Atwood

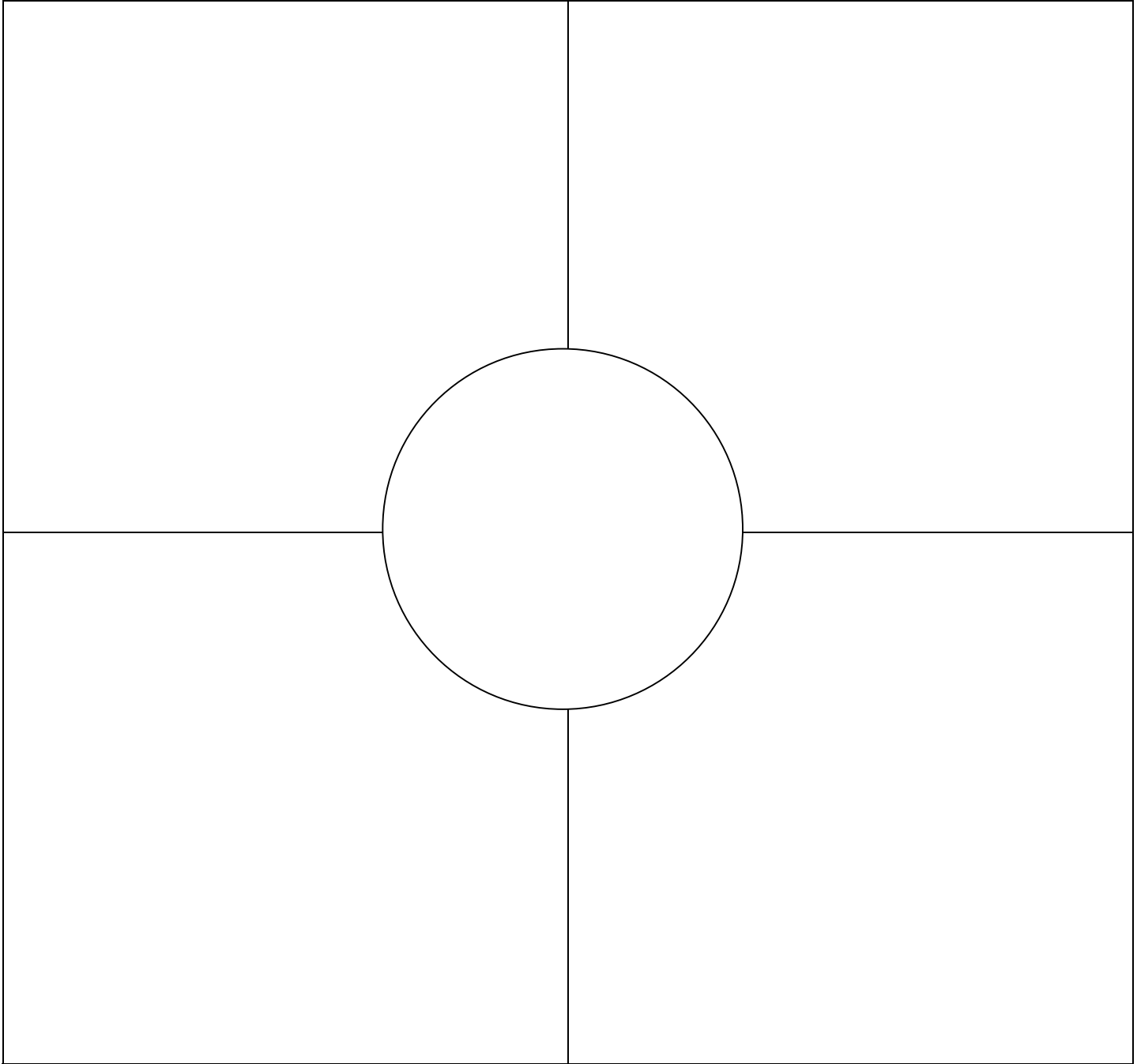
TYPE	KEY WORD, PHRASE, EVENT, CHARACTER, ACTION	QUESTION/S
<p>QUESTIONS OF FACT</p> <ul style="list-style-type: none"> Questions that ask you to recall particular details or events from the story 	<p>DETAILS:</p>  <p>WHERE:</p>	
<p>QUESTIONS OF INTERPRETATION</p> <ul style="list-style-type: none"> Questions that ask you to think carefully about what happens in a story and to consider what the story means They have more than one answer. Each answer can/should be supported with textual evidence 	<p>DETAILS:</p>  <p>WHERE:</p>	
<p>QUESTIONS OF EVALUATION</p> <ul style="list-style-type: none"> Questions that ask you to connect the story to your life or world. 	<p>DETAILS:</p>  <p>WHERE:</p>	

CONVERSATIONAL ROUNDTABLE

NAME:	SCORE:
CLASS:	DATE:

TOPIC:

DIRECTIONS: Consider 4 perspectives/aspects to the main topic in the center of the chart below. For each approach, fill in the necessary details from your group discussion/collaboration.



FINAL CONCLUSIONS:

